
Edsby Parent Portal User Guide

Maryview School

Welcome to Edsby

Welcome to our new online, live reporting system known as Edsby. We are very excited to incorporate this new system and in the process give parents the opportunity to see their child's progress throughout the year, instead of 3 periodic times, which was the previous practice. Please pay close attention to the comments that teachers are placing into Edsby. These comments should give parents and students any strategies that can help a child's progress.

Grade 1 to 5 Achievement Indicators

Below are the indicators used to report student achievement, along with descriptions for each.

Excellent (E)

The evidence of learning indicates a convincing, in-depth, sophisticated understanding of the learner outcomes. Perceptive understandings and subtle distinctions are applied in varied situations. The evidence skillfully demonstrates acceptable grade level standards.

Proficient (P)

The evidence of learning indicates a solid understanding of the learner outcomes. Evidence is accurate and credible without being simplistic. The evidence capably demonstrates acceptable standards for the grade level

Basic (B)

The evidence indicates a basic, developing understanding of the learner outcomes. Evidence includes correct information, but full understanding is not yet demonstrated. The evidence meets the acceptable standards for the grade level.

Progressing Toward Grade Level (PR)

The evidence of learning indicates a beginning understanding of the grade level learner outcomes. Evidence reveals misunderstanding or misapplication of concepts. The evidence does not yet meet the standards for the grade level.

Not Enough Information (N)

There is not enough information to give a level of achievement. Your child's teacher will communicate the reasons why.

This is the parent home screen. Most important is to make sure all children in Grades 1-5 are listed on the home screen. If they are not, please add them using the PowerSchool sign up sheet sent home at the start of February. If you need help doing this, please contact the office.

Edsby

Search for anything

Home

St. Elizabeth Seton

Red Deer Catholic Regional Schools

My Groups

You don't subscribe to any groups.

Find More

Thu, Feb 22

Today

Nothing scheduled

Name of student(s)

Terms of Use | Privacy & Security | Help

2018 © CoreFour Inc.

How to view my child's progress

1. By clicking on the arrow beside a student's name, a list of all their classes will appear along with the teacher assigned to that class.
2. From this screen, you can check on a student's progress in all subjects by clicking on the "view progress report" at the bottom of the screen. This view will look the same as the report card sent home in December. (more info on "progress reports" can be found on slides 6 & 7)
3. You can also check on single, specific class progress by clicking on the "my work" button as you hover the cursor over a specific class. (more info on "my work" can be found on slides 8 & 9)
4. We are not using the portfolio portion of the program at this time. If you click on the "view portfolio" button, there will be nothing to view. This feature will be incorporated next year.

Classes

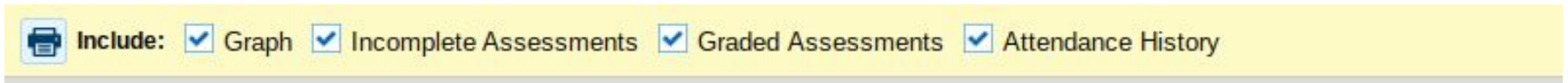
 Elem_Art_5 ART53 / Moser	My Work
 Elem_Att_5_AM Att_5_AM3 / Moser	
 Elem_Att_5_PM Att_5_PM3 / Moser	
 Elem_ELA_5 ELA53 / Moser	
 Elem_Fr_2nd_Lang_5 FSL53 / Kelly	
 Elem_Growth_5 HRM52 / Moser	
 Elem_Health_5 HEA53 / Moser	
 Elem_Math_5 MAT53 / Lansing	
 Elem_Music_5 MUS53 / Moser	
 Elem_Phys_Ed_5 PED53 / Moser	
 Elem_Religion_5 REL53 / Moser	
 Elem_Science_5 SCI53 / Moser	
 Elem_Social_5 SST53 / Moser	

[View Progress Report](#)

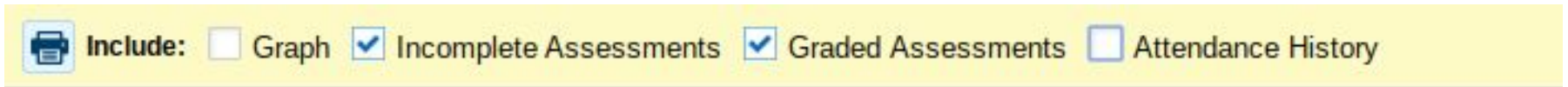
[View Portfolio](#)

Progress Report

- When you click on “view progress report” a new screen will appear and the bar shown below will appear at the top of the screen.



- Please click off the check mark on the “graph” and “attendance history”. The graph shows percentages, which we are not using to assess, but the Edsby program gives each indicator a numerical value. The attendance history is not currently in use for Edsby so all classes will say the student has perfect attendance. Your bar at the top of the screen should look like it does below.



Progress Report cont...

Each class should have the information shown in the example on the left. A list of assessments / outcomes along with indicators for each. These indicators show the students achievement / progress. Comments can also be seen on the progress report. If you have any questions about your child's progress/achievement, please contact the teacher of that class (name of teacher is under each class or use the class summary on the first page of the progress report)

Elem_Math_5

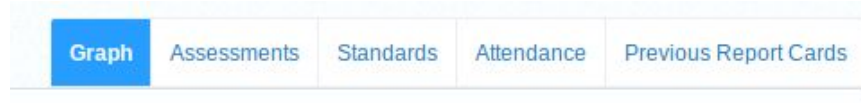
MAT53 / Curtis Lansing

Graded Assessments

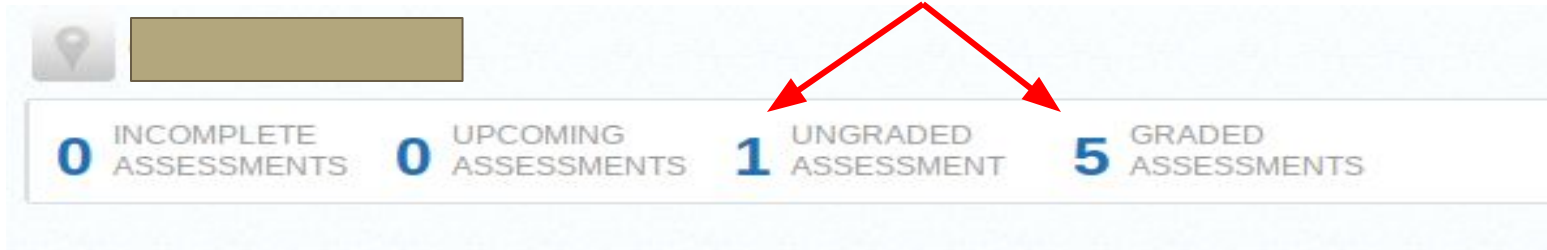
DEC 13, 2017	Assessment: Multiplying 2 digit by 2 digit numbers - lattice..... method <input type="text" value="Formative"/>	Excellence
JAN 12, 2018	Assessment: Multiplying 2 digit by 2 digit numbers - box/window..... method <input type="text" value="Formative"/> <input type="text" value=""/> was not in attendance during this assessment, therefore there is not enough information to describe progress.	Not Enough Information
JAN 19, 2018	Assessment: Multiplying 2 digit by 2 digit numbers - word..... problems <input type="text" value="Formative"/>	Proficient
JAN 25, 2018	Assessment: Multiplying 2 digit by 2 digit numbers - quiz <input type="text" value="Formative"/>	Excellence
JAN 26, 2018	Outcome: I can solve 2 digit by 2 digit multiplication using different..... strategies. <input type="text" value="Formative"/> <input type="text" value=""/> did a great job during the multiplication of 2 digit by 2 digit numbers unit. She was able to use multiple strategies confidently throughout.	Excellence

My Work

- Just like the progress reports there will be a graph option that shows a numerical value for the indicators, which we are not using to show progress. The attendance option also is not being used at this time.



- After clicking on “my work” on the home screen you will see the bar below on the left hand side of the screen. This shows the number of graded and ungraded assessments that have been shared. By clicking on either of the numbers below will bring you to the screen on the next slide.



My Work cont...

- This screen will show all assessments/outcomes, along with indicators for each of these that have been graded. There will also be comments. This looks very similar to the progress report. If you have any questions about ungraded assessments, please contact the subject teacher.

			Graph	Assessments	Standards	Attendance	Previous Report Cards
5 Graded Assessments							Weight
Dec 13, 2017	Assessment: Multiplying 2 digit by 2 digit numbers - lattice method	Formative					Excellence
Jan 12, 2018	Assessment: Multiplying 2 digit by 2 digit numbers - box/window method	Formative					Not Enough Information
[redacted] was not in attendance during this assessment, therefore there is not enough information to describe progress.							
Jan 19, 2018	Assessment: Multiplying 2 digit by 2 digit numbers - word problems	Formative					Proficient
Jan 25, 2018	Assessment: Multiplying 2 digit by 2 digit numbers - quiz	Formative					Excellence
Jan 26, 2018	Outcome: I can solve 2 digit by 2 digit multiplication using different strategies.	Formative					Excellence
[redacted] did a great job during the multiplication of 2 digit by 2 digit numbers unit. She was able to use multiple strategies confidently throughout.							
1 Ungraded Assessment							
Jan 31, 2018	Assessment: 3 digit by 1 digit division - practice #1	EPBP/N	Formative				

My Work cont...

Graph	Assessments	Standards	Attendance	Previous Report Cards
Weight				
			90%	
			Basic	
			Proficient	
			Excellence	
			Excellence	

When checking your child's progress, if you move the mouse over the indicator (excellence, proficient, etc) it will change to a percent. As has been stated before, the percentage is an arbitrary number given to each indicator by the program, which at this point in time we can not change. Please disregard the percent associated as we do not use percentages in elementary to indicate student achievement.

Changes to progress and/or comments

As the year moves along, teachers may make changes to a student's assessment or progress in a particular outcome. If changes have been made, an indicator (speech bubble) will show up beside the assessment/outcome (red arrow). To see these changes just click on the speech bubble. An example of changes can be seen on the next slide.

0 INCOMPLETE ASSESSMENTS 0 UPCOMING ASSESSMENTS 1 UNGRADED ASSESSMENT 5 GRADED ASSESSMENTS

5 Graded Assessments

Dec 13, 2017

Assessment: Multiplying 2 digit by 2 digit numbers - lattice method Formative

Jan 12, 2018

Assessment: Multiplying 2 digit by 2 digit numbers - box/window method Formative

Gracyn was able to catch up with this assessment. She struggled using this strategy.

Jan 19, 2018

Assessment: Multiplying 2 digit by 2 digit numbers - word problems Formative

Changes to progress and/or comments cont...

5 Graded Assessments

Dec 13, 2017

Assessment: Multiplying 2 digit by 2 digit numbers - lattice method Formative

Jan 12, 2018

Assessment: Multiplying 2 digit by 2 digit numbers - box/window method Formative

has completed the assessment. She struggled with the addition portion of this strategy. Using one of the other strategies taught during this outcome would be recommended.



Curtis Lansing added a grade

Not Enough Information

1 week ago



Curtis Lansing changed the grade

Basic

22 minutes ago



Curtis Lansing changed the comment

has completed the assessment. She struggled with the addition portion of this strategy. Using one of the other strategies taught during this outcome would be recommended.

37 seconds ago

